

Signify Classified - Internal
Cooper Lighting Solutions Photometric Lab
1121 Highway 74 South
Peachtree City, GA 30269



Scaled data based on original data using
LM-79-08 Approved Method: Electrical and Photometric Measurements of Solid-
State Lighting Products

Test Report Prepared for
Cooper Lighting Solutions
(formerly Eaton)

Brand: McGRAW-EDISON

Report Number: P438285

Luminaire Tested: **IST-SA1B-830-U-T2**

Issue Date: 12/10/2020

Test Information

Test Method: LM-79-08
Report Number: P438285
TEST IS SCALED FROM IESNA LM-79-08 TEST DATA (G3-2011-074-1)
Test Lab: INNOVATION CENTER
Issue Date: 12/10/2020
Manufacturer: COOPER LIGHTING SOLUTIONS (FORMERLY EATON)
Product Line: McGRAW-EDISON
Catalog Number: IST-SA1B-830-U-T2
Description: IMPACT ELITE LED TRAPEZOID LUMINAIRE
(1) 80 CRI, 3000K, 450mA LIGHTSQUARE WITH 16 LEDS AND TYPE II OPTICS
Light Source: -
Ballast/Driver: ELECTRONIC DRIVER

Summary

Lumens per Lamp: N/A
Luminaire Lumens: 2761 lumens
Efficiency: N/A
Efficacy: 108.7 lumens/watt
Luminous Opening: Rectangular (W 0.5' x L: 0.5' x H: 0')
IES Classification: Type II - Medium
BUG Rating: B1 - U0 - G1

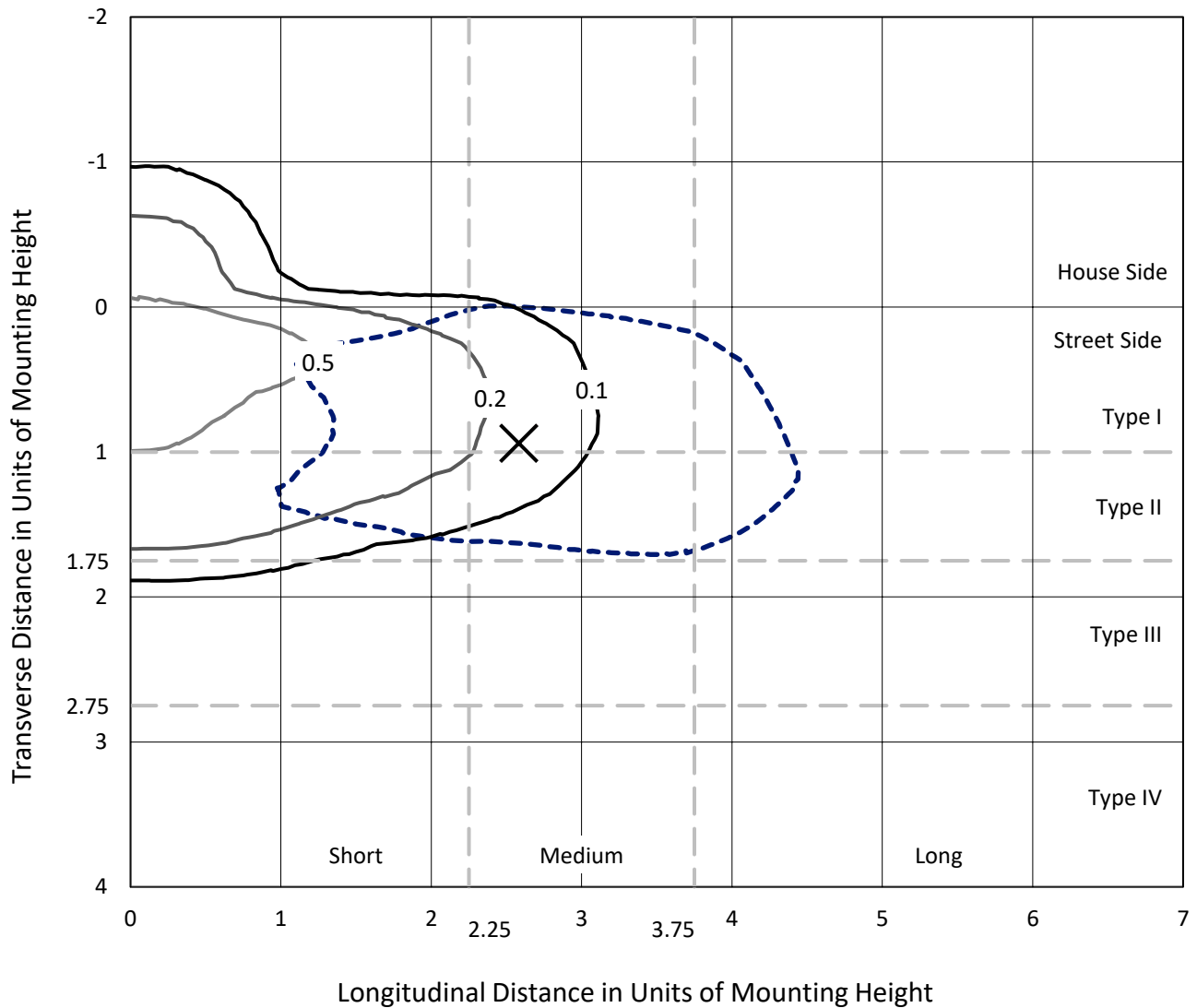
Input Watts (W): 25.4
Input Voltage (V): NR
Input Current (Ain): NR
Voltage Rise (V): NR
Power Factor: NR
Total Harmonic Distortion (THDi): NR
Frequency (hertz): 60
Stabilization Time: NR
Operation Time: NR
Ambient Temperature (°C): NR
Test Distance: 28.75 FT



REPORT NUMBER: P438285
 CATALOG NUMBER: IST-SA1B-830-U-T2

Iso-Footcandle Lines of Horizontal Illumination

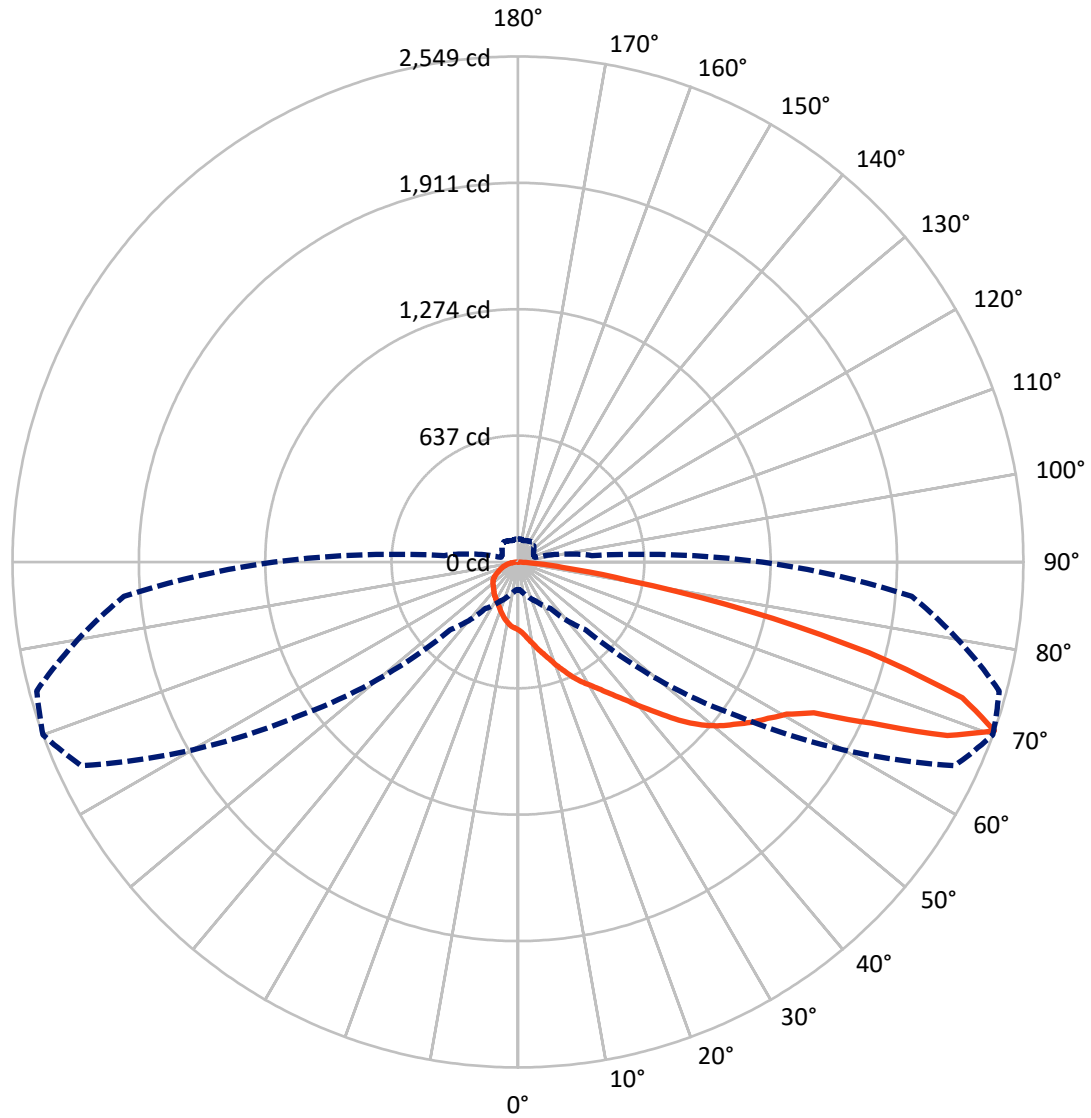
× Max cd
 - - - 1/2 Max cd



Based on 25 foot mounting height. Maximum calculated value = 0.8 fc
 Type II - Medium - N/A

REPORT NUMBER: P438285
CATALOG NUMBER: IST-SA1B-830-U-T2

Luminous Intensity Polar Plot



— Vertical Plane Through 70-Deg Lateral - - - Horizontal Cone Through 70-Deg Vertical

REPORT NUMBER: P438285
 CATALOG NUMBER: IST-SA1B-830-U-T2

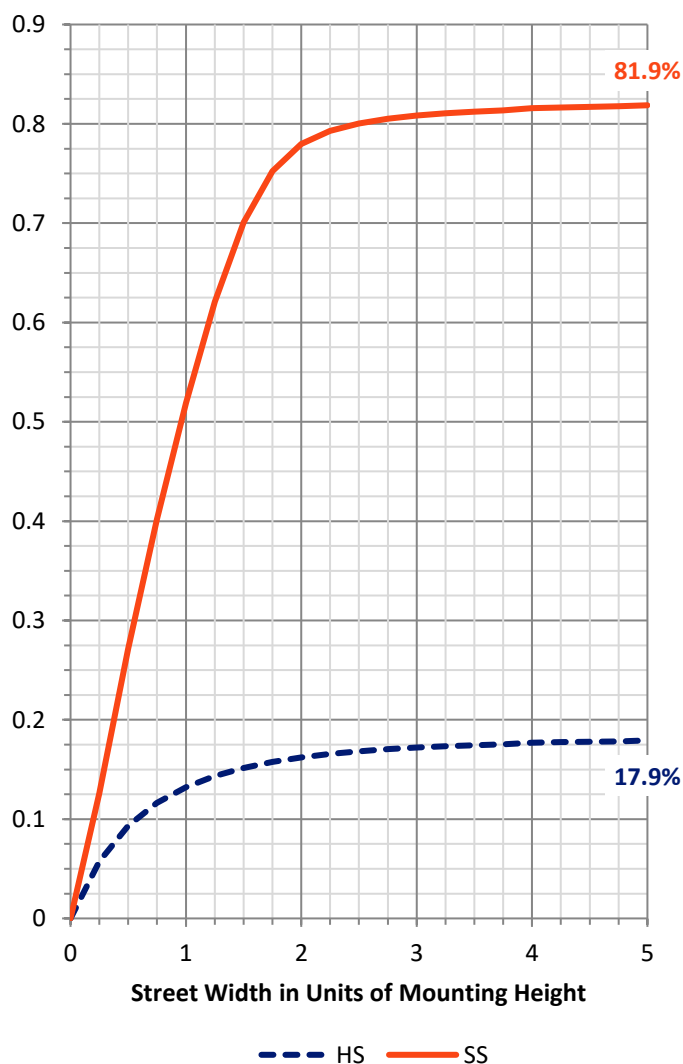
FLUX DISTRIBUTION:

		Downward	Upward	Total
House Side	Lumens	499.4	0.0	499.4
	% Fixture	18.1	0.0	18.1
Street Side	Lumens	2261.6	0.0	2261.6
	% Fixture	81.9	0.0	81.9
Total	Lumens	2761.0	0.0	2761.0
	% Fixture	100.0	0.0	100.0

ZONAL LUMENS:

Zone	Lumens	% Fixture
0°-10°	34.4	1.2
10°-20°	110.4	4.0
20°-30°	193.2	7.0
30°-40°	287.4	10.4
40°-50°	425.0	15.4
50°-60°	598.9	21.7
60°-70°	666.6	24.1
70°-80°	403.2	14.6
80°-90°	41.9	1.5
90°-100°	0.0	0.0
100°-110°	0.0	0.0
110°-120°	0.0	0.0
120°-130°	0.0	0.0
130°-140°	0.0	0.0
140°-150°	0.0	0.0
150°-160°	0.0	0.0
160°-170°	0.0	0.0
170°-180°	0.0	0.0
0°-90°	2761.0	100.0
0°-180°	2761.0	100.0

Coefficient of Utilization



REPORT NUMBER: P438285

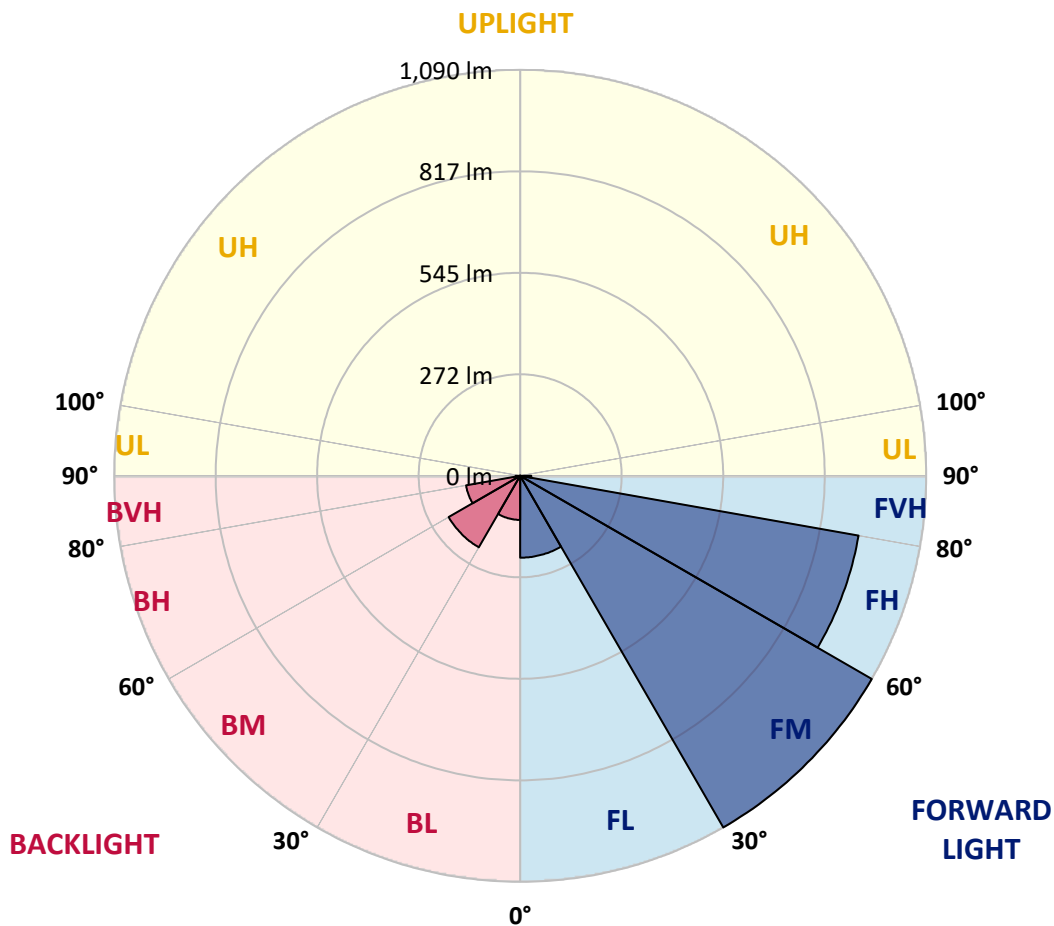
CATALOG NUMBER: IST-SA1B-830-U-T2

LUMINAIRE CLASSIFICATION SYSTEM LUMEN TABLE AND BUG RATING:

Zone	Lumens	% Fixture	Zone Rating/Lumen Limit		
			B	U	G
FL (0°-30°)	219.7	8.0			
FM (30°-60°)	1089.7	39.5			
FH (60°-80°)	922.3	33.4			G1/1800
FVH (80°-90°)	29.8	1.1			G1/100
BL (0°-30°)	118.3	4.3	B1/500		
BM (30°-60°)	221.6	8.0	B1/1000		
BH (60°-80°)	147.4	5.3	B1/500		G1/500
BVH (80°-90°)	12.0	0.4			G1/100
UL (90°-100°)	0.0	0.0		U0/0	
UH (100°-180°)	0.0	0.0		U0/0	

BUG Rating: B1-U0-G1

Type II Medium





REPORT NUMBER: P438285
 CATALOG NUMBER: IST-SA1B-830-U-T2

CANDELA DISTRIBUTION (FULL):

	0°	5°	15°	25°	35°	45°	55°	65°	70°	75°	85°
0°	342.0	342.0	342.0	342.0	342.0	342.0	342.0	342.0	342.0	342.0	342.0
2.5°	382.4	381.4	376.5	378.4	375.5	369.6	363.7	359.7	354.8	353.8	348.9
5°	421.8	420.8	417.9	413.9	408.0	401.1	390.3	380.4	372.5	365.6	356.8
7.5°	449.4	447.4	447.4	445.5	442.5	434.6	419.8	407.0	395.2	386.3	366.6
10°	465.2	465.2	465.2	469.1	469.1	463.2	451.4	433.6	419.8	409.0	380.4
12.5°	472.1	472.1	474.0	480.0	488.8	488.8	479.0	465.2	451.4	432.6	395.2
15°	477.0	478.0	480.9	489.8	502.6	511.5	511.5	498.7	480.0	462.2	413.9
17.5°	481.9	482.9	488.8	499.7	514.4	531.2	541.1	532.2	515.4	495.7	431.7
20°	482.9	481.9	491.8	506.6	528.2	548.0	572.6	574.6	556.8	528.2	452.4
22.5°	492.8	492.8	496.7	511.5	535.1	563.7	601.2	612.0	596.2	571.6	478.0
25°	512.5	516.4	519.4	524.3	542.0	576.5	625.8	656.4	641.6	614.0	504.6
27.5°	548.9	548.9	551.9	550.9	556.8	587.4	651.4	698.7	684.0	647.5	521.3
30°	584.4	582.5	585.4	585.4	583.4	600.2	670.2	738.2	722.4	686.9	541.1
32.5°	630.7	631.7	629.8	620.9	617.9	623.8	684.9	775.6	766.7	725.4	558.8
35°	693.8	694.8	684.0	665.2	655.4	656.4	704.7	820.0	821.0	777.6	580.5
37.5°	749.0	753.9	752.9	718.5	701.7	697.8	734.2	865.3	883.0	837.7	614.0
40°	800.3	807.2	805.2	776.6	754.9	745.1	780.5	917.5	958.9	912.6	654.4
42.5°	837.7	841.6	843.6	823.9	804.2	809.1	828.8	976.7	1041.7	995.4	708.6
45°	878.1	880.1	883.0	872.2	858.4	882.1	889.0	1040.7	1138.3	1101.8	772.7
47.5°	919.5	927.4	930.3	918.5	909.6	948.1	954.0	1102.8	1224.0	1206.3	836.7
50°	986.5	994.4	991.4	977.7	969.8	999.3	1012.1	1159.0	1299.9	1311.7	898.8
52.5°	1073.2	1078.2	1091.0	1067.3	1049.6	1038.8	1060.4	1221.1	1361.0	1404.4	964.8
55°	1090.0	1096.9	1143.2	1164.9	1179.7	1097.9	1111.7	1276.3	1427.1	1492.1	1038.8
57.5°	1021.0	1025.0	1099.9	1165.9	1272.3	1243.7	1184.6	1347.2	1488.2	1582.8	1113.7
60°	849.5	864.3	961.9	1078.2	1246.7	1392.6	1373.8	1438.9	1557.1	1673.4	1222.1
62.5°	553.9	567.7	671.1	868.3	1105.8	1394.5	1644.9	1626.1	1674.4	1783.8	1358.1
65°	282.8	287.8	377.5	526.3	797.3	1246.7	1807.5	2012.5	1957.3	2004.6	1652.7
67.5°	188.2	192.2	232.6	303.5	474.0	863.3	1754.3	2402.7	2335.7	2361.3	1966.1
70°	139.0	142.9	176.4	219.8	286.8	483.9	1357.1	2430.3	2548.6	2512.1	1993.7
72.5°	103.5	104.5	125.2	169.5	211.9	260.2	802.2	2005.6	2342.6	2474.7	1852.8
75°	78.8	78.8	89.7	125.2	165.6	167.5	447.4	1481.3	1827.2	2069.6	1545.3
77.5°	59.1	61.1	66.0	86.7	123.2	120.2	210.9	980.6	1188.6	1349.2	951.0
80°	42.4	43.4	46.3	53.2	81.8	77.9	106.4	473.1	566.7	603.1	388.3
82.5°	26.6	26.6	32.5	32.5	46.3	48.3	48.3	191.2	228.6	256.2	130.1
85°	4.9	4.9	9.9	12.8	14.8	16.8	14.8	48.3	66.0	77.9	44.3
87.5°	0.0	0.0	0.0	1.0	1.0	2.0	2.0	2.0	2.0	2.0	2.0
90°	0.0	0.0	0.0	0.0	0.0	0.0	0.0	0.0	0.0	0.0	0.0



REPORT NUMBER: P438285
 CATALOG NUMBER: IST-SA1B-830-U-T2

CANDELA DISTRIBUTION (continued):

	90°	95°	105°	115°	125°	135°	145°	155°	165°	175°	180°
0°	342.0	342.0	342.0	342.0	342.0	342.0	342.0	342.0	342.0	342.0	342.0
2.5°	344.9	343.0	338.0	332.1	328.2	324.2	321.3	319.3	318.3	318.3	317.3
5°	349.9	344.0	334.1	324.2	315.4	308.5	303.5	300.6	298.6	299.6	297.6
7.5°	357.7	346.9	329.2	313.4	301.6	292.7	288.8	286.8	287.8	288.8	288.8
10°	363.7	348.9	320.3	298.6	287.8	282.8	281.9	283.8	286.8	287.8	286.8
12.5°	370.6	349.9	310.4	285.8	278.9	275.9	280.9	285.8	290.7	294.7	292.7
15°	381.4	349.9	298.6	275.0	270.0	273.0	281.9	288.8	297.6	301.6	302.6
17.5°	389.3	346.9	283.8	263.1	262.2	270.0	282.8	294.7	303.5	310.4	310.4
20°	397.2	342.0	269.1	252.3	256.2	267.1	281.9	295.7	306.5	313.4	315.4
22.5°	407.0	335.1	254.3	242.4	249.3	263.1	278.9	290.7	300.6	306.5	307.5
25°	413.9	323.3	239.5	234.6	245.4	258.2	270.0	277.9	282.8	286.8	286.8
27.5°	417.9	309.5	227.7	228.6	240.5	251.3	257.2	257.2	259.2	259.2	258.2
30°	412.9	294.7	218.8	222.7	233.6	241.5	243.4	239.5	233.6	227.7	225.7
32.5°	411.0	275.0	209.9	216.8	224.7	228.6	227.7	221.7	210.9	202.0	202.0
35°	407.0	256.2	202.0	209.9	214.8	215.8	213.9	205.0	195.1	187.3	186.3
37.5°	404.1	241.5	195.1	202.0	205.0	206.0	202.0	194.2	188.2	182.3	181.3
40°	412.9	228.6	188.2	193.2	195.1	195.1	191.2	185.3	188.2	187.3	187.3
42.5°	429.7	223.7	181.3	184.3	186.3	188.2	185.3	180.4	187.3	181.3	183.3
45°	454.3	223.7	176.4	177.4	179.4	184.3	183.3	176.4	177.4	163.6	160.6
47.5°	490.8	229.6	172.5	169.5	174.4	181.3	178.4	170.5	162.6	151.8	150.8
50°	532.2	241.5	168.5	161.6	169.5	177.4	174.4	164.6	155.7	149.8	148.8
52.5°	573.6	256.2	165.6	153.7	160.6	175.4	174.4	163.6	150.8	146.8	145.9
55°	624.8	270.0	160.6	144.9	153.7	173.5	173.5	157.7	147.8	146.8	145.9
57.5°	683.0	287.8	152.8	133.0	144.9	167.5	166.6	153.7	145.9	143.9	144.9
60°	757.9	309.5	140.9	122.2	137.0	158.7	160.6	149.8	141.9	140.9	140.9
62.5°	885.0	349.9	127.1	112.4	127.1	146.8	151.8	142.9	137.0	138.0	139.0
65°	1129.4	425.8	111.4	103.5	117.3	134.0	143.9	136.0	130.1	134.0	134.0
67.5°	1310.8	459.3	98.6	94.6	107.4	124.2	135.0	128.1	122.2	127.1	127.1
70°	1231.9	373.5	88.7	86.7	96.6	113.3	123.2	117.3	111.4	116.3	115.3
72.5°	1093.9	296.6	77.9	77.9	85.7	100.5	111.4	105.5	97.6	99.5	98.6
75°	957.9	275.0	68.0	68.0	74.9	86.7	95.6	92.6	84.8	83.8	81.8
77.5°	552.9	183.3	57.2	58.1	61.1	71.9	80.8	71.9	66.0	65.0	64.1
80°	217.8	89.7	46.3	45.3	45.3	54.2	58.1	54.2	49.3	48.3	46.3
82.5°	78.8	45.3	35.5	31.5	32.5	39.4	45.3	42.4	38.4	30.6	28.6
85°	30.6	22.7	23.7	18.7	20.7	20.7	23.7	19.7	13.8	9.9	9.9
87.5°	2.0	2.0	2.0	2.0	1.0	1.0	0.0	0.0	1.0	1.0	1.0
90°	0.0	0.0	0.0	0.0	0.0	0.0	0.0	0.0	0.0	0.0	0.0

Cooper Lighting Solutions Photometric Lab
1121 Highway 74 South
Peachtree City, GA 30269



LM-79-2019: Approved Method: Electrical and Photometric Measurements of Solid-State Lighting Products

Report Prepared for

Cooper Lighting Solutions

MCGRAW EDISON

Report Number: SP1-2408-195-9

Test Date: 08/07/2024

Luminaire Tested: GALN-SB1A-830-U-5WQ

Data in this report applies to families of products including GALN-SB1A-830-U-5WQ.

Test Information

Test Method: LM-79-2019
 Report Number: SP1-2408-195-9
 Test Lab: COOPER LIGHTING SOLUTIONS
 Photometer: SP1 - 76IN SPHERE
 Measurement Geometry: 4π
 Issue Date: 08/07/2024
 Manufacturer: COOPER LIGHTING SOLUTIONS
 Product Line: MCGRAW EDISON
 Catalog Number: **GALN-SB1A-830-U-5WQ**
 Description: GALLEON AREA AND ROADWAY LUMINAIRE. (1) 80 CRI, 3000K, 350MA HIGH DENSITY LIGHTSQUARE WITH 26 LEDS AND TYPE V WIDE OPTICS

Spectral Parameters

CCT (K): 3050
 CIE u': 0.2476
 CIE v': 0.5251
 Duv: 0.0034
 CIE x: 0.4383
 CIE y: 0.4131
 CIE z: 0.1487
 Peak Wavelength (nm): 603
 Dominant Wavelength (nm): 581
 Purity: 55.55201
 Rf: 81.5
 Rg: 99.2

CRI (Ra):	81.0		
R1:	79.6	R9:	7.1
R2:	85.6	R10:	67.0
R3:	92.0	R11:	82.7
R4:	82.6	R12:	63.2
R5:	78.9	R13:	80.3
R6:	81.7	R14:	95.0
R7:	85.2	R15:	71.7
R8:	62.0		



Test Conditions

Stabilization Time: 20M
 Operation Time: 1H 20M
 Sphere Temperature (°C): 24.2

REPORT NUMBER: SP1-2408-195-9

Measurement and Test Equipment			
Instrument	Identification Number	Calibration Date	Calibration Due Date
Photometer	IN0058	6/18/2024	12/18/2024
Power Meter	INXT2011004	2/8/2024	2/8/2025
AC Power Source	IN0063	10/24/2023	10/24/2024
DC Power Source	IN0208	10/24/2023	10/24/2024
Sphere Thermometer	IN0085	10/24/2023	10/24/2024
Room Thermometer	IN0046	10/24/2023	10/24/2024

REPORT NUMBER: SP1-2408-195-9

CIE 1931 Chromaticity Diagram



CIE 1931 Chromaticity Diagram with 2017 ANSI 7-Step and 4-Step Quadrangles



Point lies inside the ANSI 3000K 4-step quadrangle

REPORT NUMBER: SP1-2408-195-9

Photopic Flux vs. Wavelength



Photopic Lumens: NR

λ (nm)	Power W [^] /nm	Lumens (ϕ /nm)	λ (nm)	Power W [^] /nm	Lumens (ϕ /nm)	λ (nm)	Power W [^] /nm	Lumens (ϕ /nm)	λ (nm)	Power W [^] /nm	Lumens (ϕ /nm)	λ (nm)	Power W [^] /nm	Lumens (ϕ /nm)
360	0	NR	490	168	NR	620	940	NR	750	35	NR	880	1	NR
365	0	NR	495	233	NR	625	897	NR	755	30	NR	885	1	NR
370	0	NR	500	300	NR	630	847	NR	760	26	NR	890	1	NR
375	0	NR	505	372	NR	635	790	NR	765	22	NR	895	1	NR
380	0	NR	510	430	NR	640	730	NR	770	19	NR	900	1	NR
385	0	NR	515	483	NR	645	668	NR	775	16	NR	905	1	NR
390	0	NR	520	524	NR	650	605	NR	780	14	NR	910	0	NR
395	2	NR	525	555	NR	655	545	NR	785	12	NR	915	0	NR
400	4	NR	530	581	NR	660	485	NR	790	10	NR	920	0	NR
405	7	NR	535	604	NR	665	430	NR	795	9	NR	925	0	NR
410	17	NR	540	623	NR	670	378	NR	800	8	NR	930	0	NR
415	34	NR	545	645	NR	675	331	NR	805	7	NR	935	0	NR
420	68	NR	550	667	NR	680	290	NR	810	6	NR	940	0	NR
425	128	NR	555	693	NR	685	251	NR	815	5	NR	945	0	NR
430	214	NR	560	719	NR	690	218	NR	820	4	NR	950	0	NR
435	339	NR	565	754	NR	695	188	NR	825	4	NR	955	0	NR
440	507	NR	570	791	NR	700	162	NR	830	3	NR	960	0	NR
445	573	NR	575	830	NR	705	139	NR	835	3	NR	965	0	NR
450	356	NR	580	873	NR	710	119	NR	840	3	NR	970	0	NR
455	217	NR	585	913	NR	715	102	NR	845	2	NR	975	0	NR
460	168	NR	590	948	NR	720	88	NR	850	2	NR	980	0	NR
465	113	NR	595	974	NR	725	76	NR	855	2	NR	985	0	NR
470	85	NR	600	994	NR	730	65	NR	860	1	NR	990	0	NR
475	85	NR	605	998	NR	735	55	NR	865	1	NR	995	0	NR
480	94	NR	610	994	NR	740	47	NR	870	1	NR	1000	0	NR
485	120	NR	615	973	NR	745	41	NR	875	1	NR			

REPORT NUMBER: SP1-2408-195-9

Scotopic Flux vs. Wavelength



Scotopic Lumens: NR

S/P: 1.27

λ (nm)	Power W [^] /nm	Lumens (ϕ /nm)	λ (nm)	Power W [^] /nm	Lumens (ϕ /nm)	λ (nm)	Power W [^] /nm	Lumens (ϕ /nm)	λ (nm)	Power W [^] /nm	Lumens (ϕ /nm)	λ (nm)	Power W [^] /nm	Lumens (ϕ /nm)
360	0	NR	490	168	NR	620	940	NR	750	35	NR	880	1	NR
365	0	NR	495	233	NR	625	897	NR	755	30	NR	885	1	NR
370	0	NR	500	300	NR	630	847	NR	760	26	NR	890	1	NR
375	0	NR	505	372	NR	635	790	NR	765	22	NR	895	1	NR
380	0	NR	510	430	NR	640	730	NR	770	19	NR	900	1	NR
385	0	NR	515	483	NR	645	668	NR	775	16	NR	905	1	NR
390	0	NR	520	524	NR	650	605	NR	780	14	NR	910	0	NR
395	2	NR	525	555	NR	655	545	NR	785	12	NR	915	0	NR
400	4	NR	530	581	NR	660	485	NR	790	10	NR	920	0	NR
405	7	NR	535	604	NR	665	430	NR	795	9	NR	925	0	NR
410	17	NR	540	623	NR	670	378	NR	800	8	NR	930	0	NR
415	34	NR	545	645	NR	675	331	NR	805	7	NR	935	0	NR
420	68	NR	550	667	NR	680	290	NR	810	6	NR	940	0	NR
425	128	NR	555	693	NR	685	251	NR	815	5	NR	945	0	NR
430	214	NR	560	719	NR	690	218	NR	820	4	NR	950	0	NR
435	339	NR	565	754	NR	695	188	NR	825	4	NR	955	0	NR
440	507	NR	570	791	NR	700	162	NR	830	3	NR	960	0	NR
445	573	NR	575	830	NR	705	139	NR	835	3	NR	965	0	NR
450	356	NR	580	873	NR	710	119	NR	840	3	NR	970	0	NR
455	217	NR	585	913	NR	715	102	NR	845	2	NR	975	0	NR
460	168	NR	590	948	NR	720	88	NR	850	2	NR	980	0	NR
465	113	NR	595	974	NR	725	76	NR	855	2	NR	985	0	NR
470	85	NR	600	994	NR	730	65	NR	860	1	NR	990	0	NR
475	85	NR	605	998	NR	735	55	NR	865	1	NR	995	0	NR
480	94	NR	610	994	NR	740	47	NR	870	1	NR	1000	0	NR
485	120	NR	615	973	NR	745	41	NR	875	1	NR			

REPORT NUMBER: SP1-2408-195-9

Melanopic Flux vs. Wavelength



Melanopic Lumens: NR

M/P: 2.32

λ (nm)	Power W [^] /nm	Lumens (φ/nm)	λ (nm)	Power W [^] /nm	Lumens (φ/nm)	λ (nm)	Power W [^] /nm	Lumens (φ/nm)	λ (nm)	Power W [^] /nm	Lumens (φ/nm)	λ (nm)	Power W [^] /nm	Lumens (φ/nm)
360	0	NR	490	168	NR	620	940	NR	750	35	NR	880	1	NR
365	0	NR	495	233	NR	625	897	NR	755	30	NR	885	1	NR
370	0	NR	500	300	NR	630	847	NR	760	26	NR	890	1	NR
375	0	NR	505	372	NR	635	790	NR	765	22	NR	895	1	NR
380	0	NR	510	430	NR	640	730	NR	770	19	NR	900	1	NR
385	0	NR	515	483	NR	645	668	NR	775	16	NR	905	1	NR
390	0	NR	520	524	NR	650	605	NR	780	14	NR	910	0	NR
395	2	NR	525	555	NR	655	545	NR	785	12	NR	915	0	NR
400	4	NR	530	581	NR	660	485	NR	790	10	NR	920	0	NR
405	7	NR	535	604	NR	665	430	NR	795	9	NR	925	0	NR
410	17	NR	540	623	NR	670	378	NR	800	8	NR	930	0	NR
415	34	NR	545	645	NR	675	331	NR	805	7	NR	935	0	NR
420	68	NR	550	667	NR	680	290	NR	810	6	NR	940	0	NR
425	128	NR	555	693	NR	685	251	NR	815	5	NR	945	0	NR
430	214	NR	560	719	NR	690	218	NR	820	4	NR	950	0	NR
435	339	NR	565	754	NR	695	188	NR	825	4	NR	955	0	NR
440	507	NR	570	791	NR	700	162	NR	830	3	NR	960	0	NR
445	573	NR	575	830	NR	705	139	NR	835	3	NR	965	0	NR
450	356	NR	580	873	NR	710	119	NR	840	3	NR	970	0	NR
455	217	NR	585	913	NR	715	102	NR	845	2	NR	975	0	NR
460	168	NR	590	948	NR	720	88	NR	850	2	NR	980	0	NR
465	113	NR	595	974	NR	725	76	NR	855	2	NR	985	0	NR
470	85	NR	600	994	NR	730	65	NR	860	1	NR	990	0	NR
475	85	NR	605	998	NR	735	55	NR	865	1	NR	995	0	NR
480	94	NR	610	994	NR	740	47	NR	870	1	NR	1000	0	NR
485	120	NR	615	973	NR	745	41	NR	875	1	NR			

Summary

$R_f = 81.5$
 $R_g = 99.2$
 $CIE R_a = 81.0$
 $R_9 = 7.1$



Color Vector Graphics



Individual Sample Fidelity Index ($R_{f,i}$)

CES01 = 86	CES26 = 74	CES51 = 89	CES76 = 70
CES02 = 63	CES27 = 88	CES52 = 92	CES77 = 86
CES03 = 31	CES28 = 89	CES53 = 81	CES78 = 72
CES04 = 70	CES29 = 67	CES54 = 87	CES79 = 90
CES05 = 50	CES30 = 68	CES55 = 85	CES80 = 88
CES06 = 51	CES31 = 71	CES56 = 78	CES81 = 78
CES07 = 42	CES32 = 70	CES57 = 76	CES82 = 95
CES08 = 41	CES33 = 71	CES58 = 78	CES83 = 90
CES09 = 29	CES34 = 82	CES59 = 92	CES84 = 94
CES10 = 76	CES35 = 90	CES60 = 95	CES85 = 86
CES11 = 59	CES36 = 93	CES61 = 93	CES86 = 72
CES12 = 65	CES37 = 87	CES62 = 83	CES87 = 85
CES13 = 43	CES38 = 75	CES63 = 77	CES88 = 83
CES14 = 74	CES39 = 94	CES64 = 83	CES89 = 75
CES15 = 71	CES40 = 89	CES65 = 77	CES90 = 81
CES16 = 47	CES41 = 85	CES66 = 80	CES91 = 96
CES17 = 50	CES42 = 86	CES67 = 79	CES92 = 73
CES18 = 56	CES43 = 81	CES68 = 84	CES93 = 84
CES19 = 72	CES44 = 99	CES69 = 91	CES94 = 64
CES20 = 66	CES45 = 87	CES70 = 78	CES95 = 80
CES21 = 87	CES46 = 82	CES71 = 76	CES96 = 84
CES22 = 79	CES47 = 77	CES72 = 92	CES97 = 87
CES23 = 92	CES48 = 71	CES73 = 71	CES98 = 81
CES24 = 91	CES49 = 81	CES74 = 93	CES99 = 74
CES25 = 72	CES50 = 89	CES75 = 74	



Color Rendition by Hue-Angle Bin



Measure Comparisons



(END OF REPORT)